






Surgery, First Aid Room and Ambulance Equipment

www.hayesfirstaid.com



Manufactured by
RELIANCE MEDICAL
'Leading First Aid'

RELEQUIP™



Are you equipped?

For any business, Health and Safety, Fire and Rescue, and numerous other requirements place serious responsibilities on employers and companies to prepare for potential or risk-assessed hazards.

Innovative quality, at affordable prices?


Providing all the equipment you need to manage situations that demand much more than the contents of a First Aid Kit.

Emergency Essentials.

Designed specifically to help very serious incidents, to essential furniture needed in First Aid Rooms.

Hayes First Aid are a leading distributors of high quality, innovative and cost effective everyday First Aid Products and Consumables.

Contact us for more information on Relequip products.



Hayes First Aid

Supplies | Training | Equipment

Telephone

01 5079900 or 069 66006

Email

sales@hayesfirstaid.com




www.hayesfirstaid.com

The Square
Newcastle West
Limerick
V42 AR28

What's inside?




Are You Equipped?	4
Evacuation Chair	6
Treatment Couch	8
Rest Couch	9
Portable Couch	10
Couch Step	11
Spinal Board	12
Rescue Stretcher	13
2-Piece Rescue Stretcher	14
Stretcher	15
Transfer Sheet	16
Head Immobiliser	17
Spinal Board Straps	18
Spider Straps	18
Speed Clip Straps	18
Medical Screen	19
Surgical Instrument Trolley	20
Scales	21
Column Scales	22
Stainless Steel Bin	23
Wheelchair	24
Metal Cabinet	25
Storage Cabinet	26
Medical Stool	27

RELEQUIP™



The Relequip™ Surgery
and Ambulance Equipment
Range, provides Innovative
Quality, at Affordable Prices.

Surgery and Ambulance Equipment
www.hayesfirstaid.com



First Aid Rooms and AEDs feature in new HSE Case Study document.

Accompanying the new HSE Health and Safety (First Aid) Regulations and Guidance document (L74 revised), is a new collection of case studies, designed to add context to the guidelines. Eleven different scenarios include:

- Convenience Store • Supermarket
- Nursing Home • Office
- Secondary School • Primary School
- Café • Construction Company
- Trackside Railway Maintenance Co.
- Chemical Processing Plant
- Remote Locations

Each case study creates a detailed scenario including the layout of the site, the number of employees, and the accident history.

For the first time, the updated HSE guidelines include consideration to providing defibrillators in the workplace. In five of the eleven scenarios, the conclusion includes a recommendation that an AED should either certainly be provided, or should be seriously considered.

In seven out of the eleven case studies, the conclusions point to a clear need for a first aid room in the workplace. In the office scenario with eighty employees working on two levels, and a history consistent with most office environments, a first aid room is prescribed.

Are You Equipped?

In the Emergency and Rescue business, situations develop instantaneously.

Rarely do emergencies come with advance warning. For any business, Health and Safety, Fire and Rescue, and numerous other requirements place serious responsibilities on employers and companies to prepare for potential or risk-assessed hazards.

How Can Reliance Medical Help?

We have grown into one of the UK's leading distributors of high quality, innovative, and cost effective everyday First Aid products and consumables. Established firmly in the market, we have turned our attention to some essential items that are not normally in everyday use.

Introducing the New Relequip™ Range of Emergency Essentials!

Following months of research and planning, we are pleased and proud to introduce our new product range of emergency equipment and devices. Designed specifically to help you with very serious incidents, from dealing with a suspected broken neck, to the evacuation of a disabled or injured individual from the upper floor of a burning building, the Relequip range provides all the tools you need to manage situations that demand much more than the contents of a First Aid Kit.

Is there something here you may need?

The simple answer is YES! Each and every day, factories, workshops, colleges, hotels, restaurants, shops, and even peaceful libraries may face a situation where a person under their care, either as an employee or visitor, is placed at risk. Mostly these incidents may be dealt with by basic First Aid procedures and if necessary, back-up from Medical Professionals from the Emergency Services.

However, all too frequently, it is no longer acceptable to Dial 999 and wait. Action may need to be taken swiftly and without the risk of making a bad situation even worse. This is where the Relequip™ range of emergency products can help.

Whether you need a portable trolley to update the facilities in your First Aid Room, or a state-of-the-art Evacuation Chair designed to safely extricate someone from a fire hazard, you will find these and everything in between on the following pages.

EVACUATION CHAIR



EVACUATION CHAIR

The HSE and the Fire Safety Regulations make it clear that owners or managers of premises are responsible for evacuation procedure. It is no longer acceptable to dial 999 and wait for the Fire Service. A sick, injured, or any person unable to negotiate stairs independently, quickly and safely are at risk. The Relequip Evacuation Chair features an advanced 'tracked' design, allowing operation by just one person, reducing health and safety concerns during use, eliminating delay and allowing smooth descent of stairs. Colleges, Hotels, Offices, in fact, any multi-level building cannot afford to be without this essential evacuation device.

The evacuation chair can be used on all staircases excluding spiral staircases. They can be used on a staircase with a platform on the condition that there is enough room to



- Complete with cover and wall bracket.
- Lightweight and compact for easy use and storage.
- Adjustable head pad and patient restraint.
- Impervious to bodily fluids.
- Aluminium alloy materials.
- Two rear wheels.
- Easy to clean and maintain.
- 5 year warranty.
- Chair weight: 10kg.
- Maximum load: up to 159kg.
- Size: Open 136cmH x 52cmW x 90cmD
- Folded 112cmH x 52cmW x 20cmD

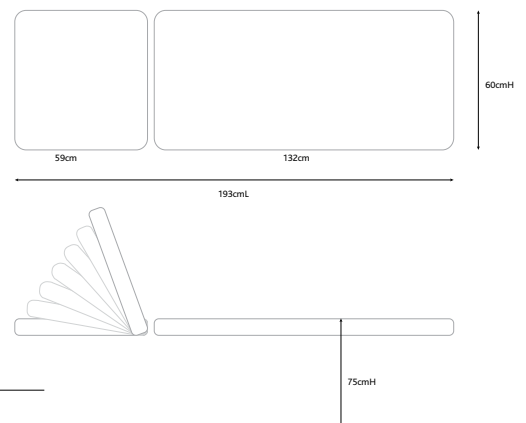
REF 6038	Pack size: 1	Evacuation Chair inc. Bracket and Cover
REF 3043	Pack size: 1	Evacuation Chair Cover
REF 3044	Pack size: 1	Evacuation Chair Bracket

TREATMENT COUCH

Listed by the HSE as a required item for all First Aid Rooms, the Relequip treatment and examination couch is designed to be robust, strong and practical in use. An ideal item in the Workplace, GP Surgery and most medical environments, the couch is simple to maintain, easy to clean, economic and built to last. The integrated couch roll holder is designed to fit all standard 20" width perforated towel rolls. The towel roll itself is positioned to be unobtrusive and space-saving.



- Fixed height.
- Two sections.
- Complete with couch roll holder.
- Adjustable head/back rest, from horizontal to 85°.
- Soft faux leather upholstery.
- Easy to clean and maintain.
- Couch weight: 20.5kg.
- Maximum load: up to 150kg.
- Size: 78cmH x 60cmW x 193cmL



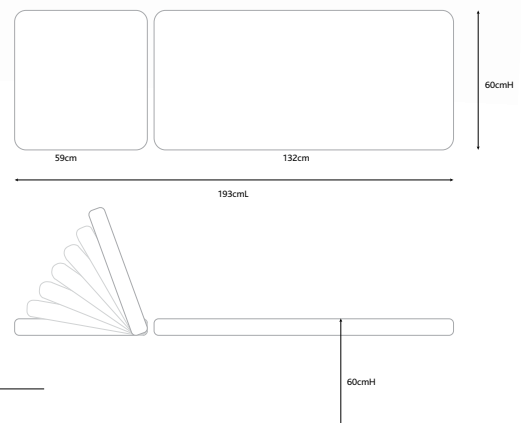
REF 6030 **Pack size: 1** Treatment Couch with Couch Roll Holder

REST COUCH

For a patient feeling unwell and needing to lie down, the Reliance rest couch has all the durability and practicality of the examination couches. However, at a height 28cm (11") lower, this model is designed more for patient recovery than treatment, and offers them comfort and physical support, pending further action. The lower height also makes it easier for a colleague to sit next to the patient to provide reassurance and care. The HSE stipulates that all workplaces must have facilities to provide for a situation where an individual becomes ill at work. The Reliance rest couch fulfills that need, and is ideal for Schools, Colleges, Hotels and most workplace environments.



- Fixed height.
- Two sections.
- Adjustable head/back rest from horizontal to 85°.
- Soft faux leather covered padding.
- Easy to clean and maintain.
- Couch weight: 19.5kg.
- Maximum load: up to 150kg.
- Size: 50cmH x 60cmW x 193cmL



REF 7550

Pack size: 1

Rest Couch

PORTABLE COUCH

Innovation and truly practical design, combine in this portable therapy couch.

Whether for in-house use, or mobile practitioners such as Physiotherapists or Masseurs, the Relequip Portable Couch fits the bill. Truly mobile, the couch transforms from a convenient sized carry case weighing less than 20kg, into a full size adult couch. Features include, adjustable height for the benefit of patient and therapist, comfortable padded arm rests, adjustable, supportive head rest and cut out face panel to allow patient comfort and support when face down during back treatment. Simple, strong, portable, and economic, the Relequip Therapy Couch is the perfect solution for taking the treatment to the patient.



- Adjustable heights.
- Complete with carry case.
- Black and powder-coated metal frame.
- Easy to clean.
- Couch weight: 18.5kg.
- Maximum load: up to 159kg.
- Size: Open with attachments: 88cmH x 96cmW x 216cmL
- Open without attachments: 88cmH x 66cmW x 188cmL
- Folded: 16cmH x 70cmW x 95cmL



REF 7554	Pack size: 1	Portable Couch
----------	--------------	----------------

COUCH STEP

With the average height of an examination couch being fixed at approximately 78cm (approx 31"), depending on the condition of the patient and their physical strength or ability, assistance may be required to get them onto the couch in order to be treated. Providing the individual is mobile, the addition of this small step will eliminate this problem, allowing the patient to mount the couch with minimum effort. Frequently seen as a basic item in GP Surgeries, Clinics, Hospitals, or in fact, most places where a treatment couch is located.



- Easy to clean.
- Lightweight step for treatment couch.
- Tubular steel frame with non-slip feet.
- Step weight: 2kg.
- Maximum load: up to 159kg.
- Size: 30cmH x 40cmW x 30cmD

REF 7551**Pack size: 1****Couch Step**

SPINAL BOARD

Spinal Boards in various forms, have remained the gold standard of post-trauma management where damage to the spine or neck is established, or suspected. The product is an essential item for any emergency professional and is invaluable in avoiding further injury by immobilising the patient prior to transit. A standard item on every NHS ambulance, spinal boards also have a wide range of uses in the Workplace, Schools, Swimming Pools, Sports Centres and Funeral Services.



- Hi-vis orange PE material spinal board.
- Can also be used with head immobiliser.
- X-ray compatible, due to its translucent properties.
- Offers full body immobilisation.
- High-density polyethylene plastic.
- Impervious to bodily fluids.
- Includes three straps.
- Easy to clean.
- Stretcher weight: 5.5kg.
- Maximum load: up to 159kg.
- Size: 5cmH x 46cmW x 184cmL



REF 3030	Pack size: 1	Spinal Board
REF 3040	Pack size: 1	Spinal Board Strap

RESCUE STRETCHER

The Relequip Two-Piece Rescue Stretcher incorporates an ingenious design to protect the spine from further damage during rescue. The lightweight stretcher is exceptionally easy to manoeuvre in even the most confined space and its ability to 'scoop' the patient rather than lift them, can seriously help to reduce risk of permanent spinal injury.

Additional refinements make the Relequip Rescue Stretcher resistant to extreme temperatures. Its high-density thermally bonded polypropylene finish resists corrosion and is impervious to damage from bodily fluids. Maintenance-free and easily cleaned surfaces, together with the lightweight two-piece design, make this piece of kit invaluable for use by Emergency Services or as a vital tool in any working environment where there is a risk or history of back injuries.



- For gentle patient manoeuvring without rolling or lifting.
- X-Ray compatible (not MRI).
- Recessed head section.
- Fully adjustable length.
- Five length options.
- Easy to clean.
- Immobilisation straps included.
- Twin safety locks.
- Folds for easy transport.
- Stretcher Weight: 7kg
- Maximum Load: Up to 159kg
- Size: Closed 161cm x 45cm x 7cm
Extended 210cm x 45cm x 7cm
Folded 145cmH x 45cmW x 12.5cmD

**REF 7516****Pack size: 1**

Two-Piece Rescue Stretcher

2-PIECE RESCUE STRETCHER

A tried and trusted design, used as a staple item by Emergency Services and Rescue Organisations for many years. Its main function, apart from transporting the injured to safety, is to do so in such a way that protects the spine where an accident is suspected of causing damage.

Scoop stretchers do what their name suggests. Instead of a flat, plain bed, the stretcher incorporates a frame of hinged panels. In their unlocked position, each panel is capable of being swivelled, (rather like a cellar trapdoor). Without disturbance to the patients position, the stretcher can be manoeuvred in such a way that allows each of these panels or flaps to slide underneath the body. Once in its final position, all the plates are locked into place and the patient can be safely moved. Instead of being lifted onto a traditional stretcher, they have literally been "scooped up"!

One vital feature is the way the stretcher maximises patient immobilisation during transit. Such details can actually make the difference between recovery and permanent spinal damage.

Another important feature of the Relequip Scoop is that when locked in place, the panels that form the bed leave a narrow gap that runs the full length of the stretcher. This allows Emergency Staff to carry out Spinal X-Ray without moving the patient.



- For gentle patient manoeuvring without rolling or lifting.
- Open centre allows spinal x-ray without moving patient.
- Lightweight aluminium.
- Adjustable length.
- Easy to clean.
- Complete with three straps.
- Stretcher weight: 8.5kg.
- Maximum load: up to 159kg.
- Size: Open 6cmH x 44cmW x 190cmL
- Closed 6cmH x 44cmW x 120cmL

REF 7515

Pack size: 1

Two-Piece Rescue Stretcher

STRETCHER

The Relequip stretcher is a duo-fold design, allowing a normally bulky item to require minimum storage space when not in use. The stretcher folds both horizontally and vertically into the compact dimensions shown below. The frame, manufactured from aluminium, is both strong yet lightweight. The stretcher bed is produced from a tough PVA material that is resistant to fluid and is extremely easy to clean.

Once locked open, the frame ensures the patient is kept clear of the ground. A stretcher is considered a basic item in any first aid room, and is listed as a desirable and essential item by the HSE.



- High-strength aluminium alloy frame.
- Waterproof, fireproof, anti-cracking material.
- Complete with fully zipped carry bag and straps.
- Hi-vis orange.
- Easy to clean.
- Stretcher weight: 5.5kg.
- Maximum load: up to 159kg.
- Size: Open 14cmH x 52cmW x 206cmL
- Folded 10cmH x 18cmW x 103cmL

**REF 7501****Pack size: 1****Stretcher**

TRANSFER SHEET

Circumstances may require transportation of a patient to a safe location quickly and with minimal effort. Consideration also needs to be given to those helping, as they risk back injury themselves if trying to move the weight of a prone person incorrectly.

The Relequip transfer sheet unfolds from a compact storage bag into a large sheet.

Depending on their condition, the patient may be gently rolled to one side, allowing

the sheet to be placed under them. Capable of carrying a large person, up to ten

people can now easily move the individual with the weight evenly distributed

between them. Simple, yet indispensable. (Spinal boards should be considered where neck or spinal damage is suspected).



- Compact and light.
- Multiple carry-straps.
- Ten strategically placed handles.
- Easy to clean vinyl material.
- Sheet weight: 1.8kg.
- Maximum load: up to 159kg.
- Size: Open 204cmL x 71cmW
- Folded 88cmL x 24cmW



REF 3050

Pack size: 1

Patient Transfer Sheet

HEAD IMMOBILISER

Head Immobilizer is simple to use, lightweight and easy to use.

Composed of a universal attachment base and two durable head straps, closed-cell foam head blocks, with one set of head and chin straps. The head immobilizer can be used on all standards backboards.



- Unique head/chin strap is designed to conform to patients forehead.
- Large ear holes for monitoring the patients ear canal.
- Minimal interference with X-ray, MRI or CT scan procedures.
- Waterproof vinyl-dipped foam makes it easy to clean.
- Compatible with all flat backboards.
- Bright red, for attention.
- Compatible with spine board and cervical collars.

REF 3033**Pack size: 1****Head Immobiliser**

SPINAL BOARD STRAP

- Adjustable single strap.
- Available in orange.
- Easy to clean.

REF 3040	Pack size: 1	Spinal Board Strap
----------	--------------	--------------------



SPIDER STRAPS

- Reduces risk of patient movement.
- Suitable for boards and stretchers.
- Ten straps for complete security.
- High-strength Velcro.
- Fixed and secure in seconds.
- Size: One Size

REF 3041	Pack size: 1	Spider Straps
----------	--------------	---------------



SPEED CLIP STRAP

- Quality webbing manufactured from durable dacron.
- Metal reinforced 'Seat Belt' style quick-release buckle.
- Heavy-duty steel clips with rapid slip-lock mechanism.
- Size: Open 2.5cmH x 4.8cmW x 177cmL

REF 3035	Pack size: 1	Speed Clip Strap
----------	--------------	------------------



MEDICAL SCREEN

Patient privacy is a paramount concern which can be addressed simply and economically with this four-fold portable screen. When not in use it takes up minimum floor space, but when required, opens in seconds to allow an section of a first aid room, GP surgery, clinic, or treatment centre to be screened off. This allows patients the comfort and privacy to remove garments prior to examination or treatment, with discretion.



- Stainless steel frame.
- Removable curtains.
- Simple maneuverability.
- Four-fold curtained design.
- Folds away for neater storage.
- Screen weight: 12.5kg.
- Size: Open 179.5cmH x 235cmW
- Closed 179.5cmH x 62.5cmW

REF 7552**Pack size: 1****Medical Screen**

SURGICAL INSTRUMENT TROLLEY

An HSE recommended item for all First Aid rooms, a mobile instrument, or dressings trolley provides the perfect solution for keeping vital medical supplies readily available at all times. Three generously sized shelves allow you to store larger items such as sharps bins, glove boxes, or large rolls of cotton wool. The top shelf is the ideal height so that nursing staff or first aiders have a clean stable environment on which to work. Each shelf is 'lipped' and has a three-sided guard rail to prevent items from rolling off, and the steel construction makes surface cleaning and disinfecting simple. The four castors also feature locking pedals to provide stability when in use.



- HSE recommended for all First Aid rooms.
- Three 'lipped' shelves for larger item storage.
- Castored feet with locking pedals.
- Capacity 1-140kg
- Trolley weight: 12.5kg.
- Size: 90cmH x 62cmW x 45cmD

REF 7553
Pack size: 1
Surgical Instrument Trolley

SCALES

Based on the traditional and familiar design seen in every Doctors Surgery or Nurses Clinic, Relequip Personal Scales are equally suitable for domestic use. Robustly manufactured for long life, the scales combine a generously sized non-slip base for patient safety, with a large clear analogue dial display with bold, clear, and easy to read numerals. The scales will accurately weigh up to a maximum of 140kg and the sturdy construction is both easy to clean, and designed to take the daily knocks of frequent everyday use.



- Non-slip base.
- Clear, bold, dial display.
- Dual reading; imperial and metric.
- Large dial.
- Non-slip platform.
- Capacity: 1-140kg.
- Size: 43cmH x 29cmW x 6.5cmD

COLUMN SCALES

The Relequip Column Scale is built to last and designed to cope with heavy use in any busy medical environment. The eye-level reading is a thoughtful consideration, particularly for patient reassurance. Its duality allows both patient and practitioner to see the reading simultaneously. The cutting-edge design is in keeping with today's clean, uncluttered, minimalist clinical environment. Careful thought has made the functional and basic appearance as attractive and unobtrusive as possible in harmony with modern appearance now familiar in general medical environments.

The low profile footplate is a generous size, providing both patient comfort, ease of use, and safety. Specifically designed with patient security in mind, this benefits both patient and nursing staff during the assessment process. The weighing mechanism has been made simple, and designed to provide optimal use in medical practices coping with the most intense usage.

Unlike many models available on the market, a built-in height measure is not offered as an option, but included as standard. This makes the Reliequip Column Scale exceptional value for money, and the procedure of measuring both height and weight in one simple step, time-saving and convenient.



- Eye-level reading.
- Low-profile footplate.
- Built-in height measurement.
- Size: 149cmH x 43cmW x 53cmD

REF 3052	Pack size: 1	Column Scales
----------	--------------	---------------

STAINLESS STEEL BIN

Safely and hygienically storing clinical waste until ready for disposal is a routine and daily task in every clinical environment, from First Aid Rooms to Hospital and GP Clinics.

The latest addition to the Relequip family is designed to deal with this issue effectively, reliably, and attractively.

The high grade polished Stainless Steel Bin offers both a hygienic and practical repository for all types of clinical waste with a generous capacity of 20 Litres. Inside the tough outer bin which has been designed to withstand the knocks and rigors of a busy surgical environment, is a removable rigid plastic bucket featuring its own carry handle.

The traditional foot pedal and flip-lid design of the steel bin, allows clinical waste to be dropped into the inner bucket without physical contact with the bin. Likewise, when ready to empty, the inner container can be removed in the same way. This keeps contamination of the bin itself to a minimum, and makes the task of cleaning easier and safer.

The separate bucket may be thoroughly cleaned and disinfected according to the user's policy before being simply replaced into the bin. Physical contact is held to a minimum throughout the cycle.

The Stainless Steel design may be kept clean and hygienic very simply when the plastic bucket is removed. All surface areas and mechanisms are easily accessible and may be wiped over on a daily basis using your favourite brand of spray sanitiser, hard surface wipe, or any similar method.

Tough, capacious, clinically attractive, and eminently practical, if your Clinic, Surgery, or First Aid Room needs a safe, quick, and effective method for the temporary storage of clinical waste, the Relequip Bin provides a high quality and cost-effective solution.



- Safely and hygienically store clinical waste ready for disposal.
- Removable inner plastic bucket with handle. 20 litre capacity.
- Easy-clean surface and interior.

REF 3042**Pack size: 1****Stainless Steel Bin**

WHEELCHAIR

Manufactured to meet all CE certification and ISO: 13485 requirements. The extra thickness of the steel frame makes this one of the toughest self-propelled wheelchairs on the market. At the same time, the Relequip chair is neither heavy nor unwieldy, weighing in at only 19kg.

The chair includes, solid tyres on the large 24" spoked rear wheels. The smaller swivelling front wheels are manufactured from extra-strength solid polyurethane, designed to withstand the hard knocks often sustained when mounting kerbs, ramps, or other obstacles.

Fixed armrests, leg rests, flip-up footplates, and all the usual features are included. In addition, the comfortable flame-resistant nylon seat and backrest reduce weight, and make for easy cleaning and maintenance. Other features include patient safety restraints, comfortable and supportive restraint straps for the legs.



- Steel folding wheelchair.
- Powder coated thicker steel frame.
- 24" Solid rear wheel.
- 8" Rubber solid front wheel.
- Polyurethane solid front wheel.
- User Maximum Weight, 120kgs.
- Size: 90cmH x 46cmW x 42cmD
- Seat Size: 45cmW x 40.5cmD

REF 3047

Pack size: 1

Wheelchair

METAL CABINETS

End storage problems in First Aid rooms and similar environments with these strong enamelled and locking metal wall cabinets. Both supplied with a set of two keys, these cabinets will provide a safe and secure home for emergency or back-up first aid products. Finished in a hard-stove and clinical white enamel, not only do these cabinets look smart, but also offer security, protection and, in the case of the Budapest, the ultimate in space and versatile internal storage with refrigerator style shelves incorporated into the doors. Both supplied with 'First Aid Cross' stickers.

**Note: not intended or suitable for the storage of pharmaceuticals.*



- Ideal first aid room cabinet.
- Secure storage for supplies.
- Suitable for clinical environments.
- Durable stove-enamelled construction.
- Supplied with two keys, wall fixings and identity sticker.
- Size: 46cmH x 30cmW x 14cmD



REF 214

Pack size: 1

Sofia Metal Wall Cabinet

STORAGE CABINET

The Relequip Storage Cabinet has been designed to fulfil all your needs for the safe and secure storage of important first aid supplies and equipment.

Two separate and lockable sections allow for ample storage. The lower section is perfect for blankets and other bulky items that need to be kept dry and dust-free, but don't need to be visible.

The upper section however, allows Practitioners, Nurses, First Aiders and Responders to quickly see and identify smaller products that may be needed in an Emergency.

The two adjustable shelves and the twin clear glass panelled doors allow an easily ordered stock of essentials to be visible for instant selection.

Secure vital equipment, provide rapid access, allow instant selection, maintain stock in dry dust-free conditions, and be ready for any emergency.



- Two adjustable shelves.
- Secure lower section including fixed shelf.
- Independently lockable compartments with keys.
- Nett weight empty: 90kg.
- Size: 185cmH x 85cmW x 40cmD

REF 3034

Pack size: 1

Storage Cabinet

RELEQUIP STOOL

Aimed at the Professional Medical Practitioner, the Relequip Stool offers stability and comfort, and the faux leather seat provides sufficient padding and support for lengthy procedures.

The main feature of the stool is its versatility. Adjust your working height effortlessly with the gas-assisted lift system. Work around the room with ease on the sturdy 360° swivel seat. The 5-star base and five free-flow twin-wheel castors allow you complete control over your mobility.

An essential piece of equipment for any medical professional. The use of the Medical Stool is not limited to clinical environments; it has the adaptability to be used in a home-based or office-based environment.



- Saddle black padded seat: Diameter 42cm.
- 5-star plastic base with twin castor wheels: Diameter 46cm.
- Pneumatic height range: 46.5cm -61.5cm.
- Net weight: 4kg.
- Working weight: 160kg.
- Packing size: 54cmH x 52cmW x 18cmD
- 360° Rotation
- Gas lift system.



REF 7522**Pack size: 1****Relequip Stool**

t. 01 5079909 or 069 66006
sales@hayesfirstaid.com
www.hayesfirstaid.com

*Relequip™ is a registered tradename of Reliance Medical Limited.
Rev.06/15*

